

MIDJ
INITALY

Master S M LG Chair

design Paolo Vernier, 2017

Chair with four legs base in lasquered steel, pink gold or black nickel.
Seat and backrest in wood or Fenix.



Colors and Materials

Structure




White steel




Black steel



Sand steel



Brown steel



Grafite steel



Fango steel




Bronze Steel



Pastel yellow steel




Ocher steel



Red steel



Sage green steel



Light blue steel




Ocean blue steel



Light grey steel



Facepowder pink
steel




Pink Gold




Black Nickel


Coating



Lacquered veneered
wood



Veneered flamed
walnut



White fenix



Black fenix

9 Colors

Dimensions

Volumetric Details

Weight 14 Kg
Volume 0.26 mc
Package 1

Certifications



Image not found or type unknown

	cm	inch
A	76	29.9
B	40	15.8
C	48	18.9
D	46	18.1

Downloads

3D Master S (zip) - <https://www.midj.com/images/uploads/resources/master-s-3d.zip>

Materials Certifications

Lacquered veneered wood

FEATURES AND PLUS

The veneered tops are the result of a process of bonding of thin wooden sheets, obtained by the horizontal rotary cut of the trunks applied to various types of supports to produce furniture elements, which look similar to solid wood but with better performance in terms of resistance to woodworms, lightness and more stability over time.

MAINTENANCE

For the regular cleaning schedule of stained veneered tops, use a damp cloth with mild soap diluted in water or specific products. Dry with a cloth or absorbent paper. Do not use abrasive products. . In case of accidental release of liquid substances, dab immediately the surface with absorbent paper or a dry, clean cloth. Avoid proximity to heat sources. Expose the veneered wood surfaces to light, for example by opening periodically the extensions of the tables that are placed inside the structures, or by moving any objects such as vases and accessories generally resting on the top.