



# DINAMICA MESH HIGH BACK CHAIR

COD.ODINAA02+ODINAA12

## DESCRIPTION

High back executive armchair in mesh

## NOTE

65mm wheel brake in hard, soft or ring

## SPECIFICATIONS

---

### STRUCTURE

Black or white Nylon

### MECHANISM

MEC01 - Aluminum block with control for seat elevation

MEC03 - Knee tilt - Anti-shock device - 6 positions - Side weight adjustment - Made in Italy - Made in Italy

### ARMS

Black or white Nylon

### LEGS / FRAME / BASE

Black or white nylon 700mm or Polished die-cast aluminum base 700mm

### UPHOLSTERY

Mesh R05 (SEE FABRIC FOLDER)

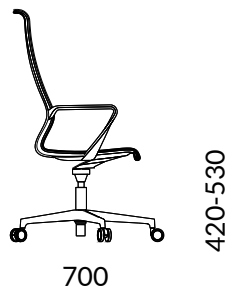
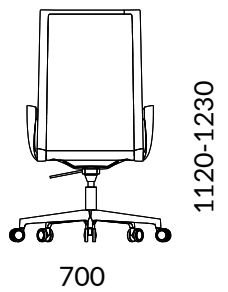
## SIZE

---

**chair**  
L 700 H 1120-1230 D 700

**seat**  
L 490 H 420-530 D 440

**backrest**  
L 460 H 680



### WEIGHT

Net weight a chair: 10 Kg  
Gross weight a chair: 12 Kg

### PACKAGING

1 x package  
L 970 H 470 D 640

### VOLUME

M3 package: 0,33

COD.ODINAA02  
COD.ODINAA12

TECHNICAL  
DATASHEET

Dimensions in millimeters



# DINAMICA MID BACK MESH CHAIR

COD.ODINAB02+ODINAB12

## DESCRIPTION

Mid back executive armchair in mesh

## NOTE

65mm wheel brake in hard, soft or ring

## SPECIFICATIONS

---

### STRUCTURE

Black or white Nylon

### MECHANISM

MEC01 - Aluminum block with control for seat elevation

MEC03 - Knee tilt - Anti-shock device - 6 positions - Side weight adjustment - Made in Italy - Made in Italy

### ARMS

Black or white Nylon

### LEGS / FRAME / BASE

Black or white nylon 700mm or Polished die-cast aluminum base 700mm

### UPHOLSTERY

Mesh R05 (SEE FABRIC FOLDER)

## SIZE

---

### chair

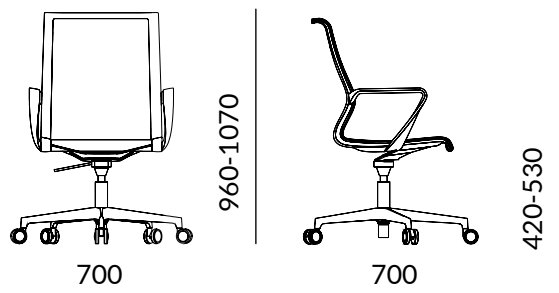
L 700 H 960-1070 D 700

### seat

L 490 H 420-530 D 440

### backrest

L 460 H 540



### WEIGHT

Net weight a chair: 9 Kg

Gross weight a chair: 11 Kg

### PACKAGING

1 x package

L 810 H 470 D 640

### VOLUME

M3 package: 0,26

COD.ODINAB02  
COD.ODINAB12

TECHNICAL  
DATASHEET

Dimensions in millimeters



# DINAMICA MESH VISITOR CHAIR

COD.ODINAV02+ODINAV12

## DESCRIPTION

Visitor armchair in mesh

## SPECIFICATIONS

---

### STRUCTURE

Black or white Nylon

### ARMS

Black or white Nylon

### LEGS / FRAME / BASE

Die-cast aluminum base 700mm polished or painted black or white, with feet

### UPHOLSTERY

Mesh R05 (SEE FABRIC FOLDER)

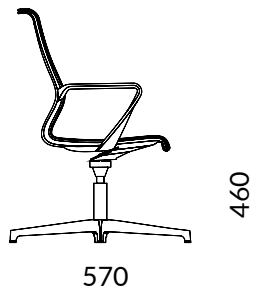
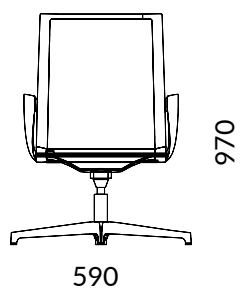
## SIZE

---

chair  
L 590 H 970 D 570

seat  
L 490 H 460 D 440

backrest  
L 460 H 540



### WEIGHT

Net weight a chair: 17 Kg  
Gross weight a chair: 19 Kg

### PACKAGING

1 x package  
L 810 H 470 D 640

### VOLUME

M3 package: 0,26

COD.ODINAV02  
COD.ODINAV12

TECHNICAL  
DATASHEET

Dimensions in millimeters